

**Build under
90 cm
Stainless steel**



EAN 5414425007493

Energy label

| | |
|--|-------|
| ▪ Energy Efficiency class (EEIhood) | E |
| ▪ Annual Energy Consumption (kWh/year) (AEChood) | 114,2 |
| ▪ Fluid Dynamic Efficiency class (FDEhood) | F |
| ▪ Lighting Efficiency class (LEhood) | E |
| ▪ Grease Filtering Efficiency class (GFEhood) | G |

Functions & features

| | |
|--|------------|
| ▪ Control method | Knobs |
| ▪ Number of speeds | 3 |
| ▪ Motor | Integrated |
| ▪ Sound absorber | Integrated |
| ▪ Auto stop | - |
| ▪ Number of grease filters | 2 |
| ▪ Grease filter | 906109 |
| ▪ Grease filter cleaning indication | - |
| ▪ Recirculation filter cleaning indication | - |

Dimensions

| | |
|---|-----------------|
| ▪ Product dimensions (WxDxH) (mm) | 898 x 518 x 261 |
| ▪ Advised mounting height induction hobs (Hmin-Hmax) (mm) | 650 - 750 |
| ▪ Advised mounting height gas hobs (Hmin-Hmax) (mm) | 650 - 750 |
| ▪ Advised mounting height ceramic hobs (Hmin-Hmax) (mm) | 600 - 750 |
| ▪ Diameter outlet (mm) | 2x125 |
| ▪ Position exhaust | Top |

Lighting

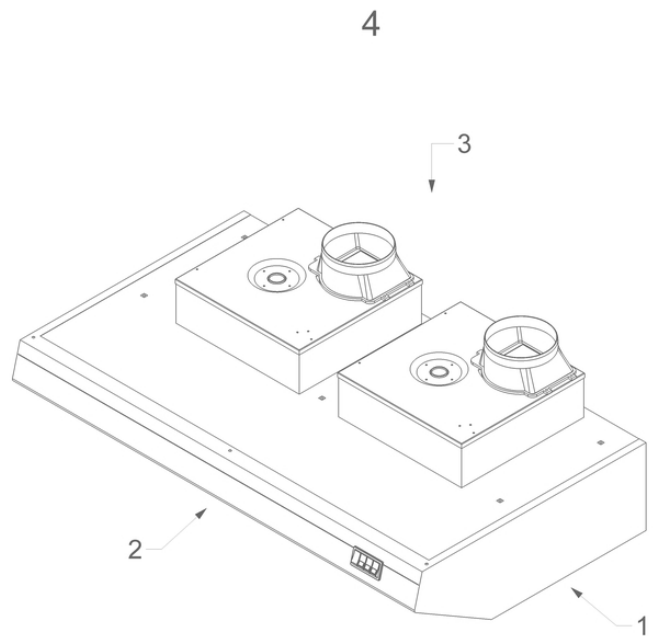
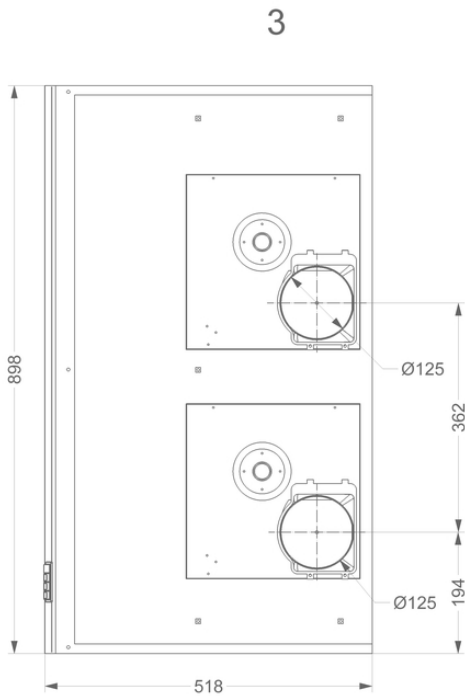
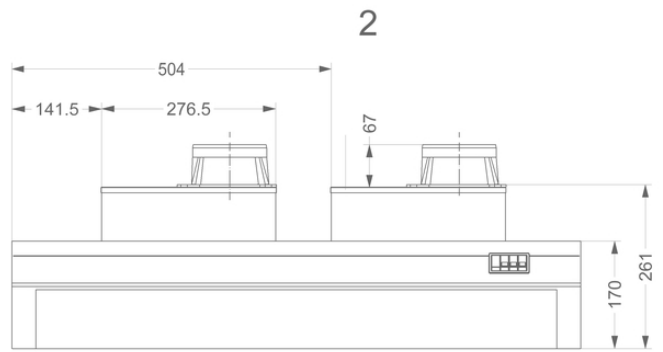
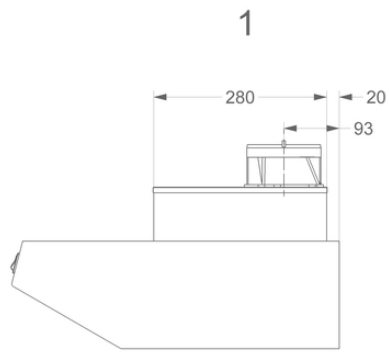
| | |
|---|------|
| ▪ Functional lighting type | TL 8 |
| ▪ Dimmable light | - |
| ▪ Soft-ON/OFF | - |
| ▪ Total energy consumption functional light (W) | 18 |

Airflow and noise level

| | |
|---|-----------|
| ▪ Airflow (m ³ /h) measured according to EN 61591 | |
| ▪ Sound regulation according to EN 60704-2-13 | |
| ▪ Airflow speed 1 (m ³ /h) / Max Pressure speed 1 (Pa) | 287 / 191 |
| ▪ Airflow speed 2 (m ³ /h) / Max Pressure speed 2 (Pa) | 395 / 241 |
| ▪ Airflow speed 3 (m ³ /h) / Max Pressure speed 3 (Pa) | 539 / 271 |
| ▪ Sound power speed 1 (dB(A)) / Sound pressure speed 1 (dB(A)) | 51 / 40 |
| ▪ Sound power speed 2 (dB(A)) / Sound pressure speed 2 (dB(A)) | 57 / 46 |
| ▪ Sound power speed 3 (dB(A)) / Sound pressure speed 3 (dB(A)) | 63 / 52 |

Technical specifications

| | |
|--|---------|
| ▪ Maximum power | 202 |
| ▪ Voltage (V) | 220-230 |
| ▪ Frequency (Hz) | 50 |
| ▪ Length power supply cord (m) | 1,2 |
| ▪ Power consumption in off-mode (Po) (W) | 0,00 |
| ▪ Net weight (kg) | 23 |



Efficiency Curve

